




Strip conductor to 11 mm / 0.43 in.



Conductor termination: Open clamping unit using the lever and insert conductor.



Then lower lever to close the clamp.



Wiring fine-stranded conductors in a junction box.



Individual design of low-voltage lighting systems.



Lighting distribution in ceiling canopy



Pendant light connection in suspended ceilings

CAGE CLAMP® clamps the following copper conductors:\*

solid

stranded



fine-stranded, also with tinned single strands

fine-stranded, tip-bonded

\* For aluminum conductors, see notes in Full Line Catalog, Volume 1, Section 14.

# COMPACT Splicing Connectors for All Conductor Types 221 Series

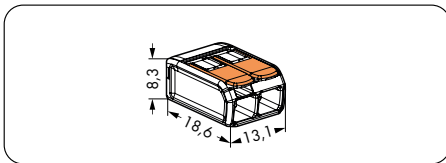
Available  
September 2014

|  |  |
|--|--|
| 0.08-2.5 mm <sup>2</sup> "s+f-st" AWG 24 - 12<br>0.08-4 mm <sup>2</sup> "f-st"<br>400 V/4 kV/2 ①<br>I <sub>N</sub> 32 A<br> 11 mm / 0.43 in ② | 0.08-2.5 mm <sup>2</sup> "s+f-st" AWG 24 - 12<br>0.08-4 mm <sup>2</sup> "f-st"<br>400 V/4 kV/2 ①<br>I <sub>N</sub> 32 A<br> 11 mm / 0.43 in ② |
|--|--|

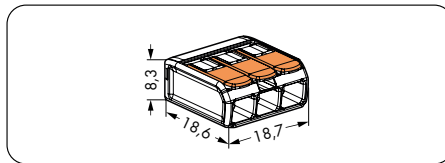


- ① in grounded power lines  
400 V = rated voltage  
4 kV = rated surge voltage  
2 = pollution degree  
(also see Section 14)
- ② Strip length, see packaging or instructions.

| Item No.  | Pack. Unit    | Item No.  | Pack. Unit  |
|---|---------------|---|-------------|
| <b>COMPACT splicing connector,</b><br>2-conductor connector,<br>with levers,<br>max. continuous service temperature 105°C |               | <b>COMPACT splicing connector,</b><br>3-conductor connector,<br>with levers,<br>max. continuous service temperature 105°C |             |
| <b>221-412</b>  | 1000 (10x100) | <b>221-413</b>  | 500 (10x50) |



Dimensions in mm



Dimensions in mm



**COMPACT splicing connectors**  
Tool-free connection of up to 5 stripped fine-stranded conductors from 0.14 to 4 mm<sup>2</sup>/AWG 24 - 12, solid or stranded conductors from 0.2 to 4 mm<sup>2</sup>/AWG 24 - 12.

**This is how it works:**

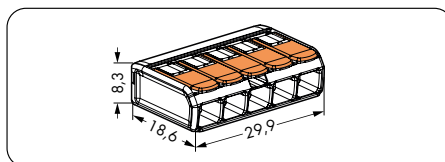
Open the clamping point using one of the orange operating levers until the lever is in vertical position. The conductor can now be inserted, then the lever can be returned to its rest position, flush with the connector housing.

**The safety:**

The specially designed rest position of the lever reliably prevents accidental unclamping of a connected conductor. Application safety, for any type of conductor (solid, stranded, fine-stranded), is confirmed by approvals like ENEC and UL.



| Item No.  | Pack. Unit  |
|---|-------------|
| <b>COMPACT splicing connector,</b><br>5-conductor connector,<br>with levers,<br>max. continuous service temperature 105°C |             |
| <b>221-415</b>  | 400 (10x40) |



Dimensions in mm